



## Specifications

### Batten Material

Hardwood Spotted Gum

Enviroslat Composite Woodgrain

### Fixing Method

Bolt Down Fixing

Extended Leg (Into footing)

Sub Surface Bolt Down

### Modular

Yes (Used in moduled)

No (standalone)

### Frame Finish

Mild Steel Galvanised

Mild Steel Powdercoated

Stainless Steel Satin Polished

### Armrests

Yes (With Armrests)

No (Without Armrests)

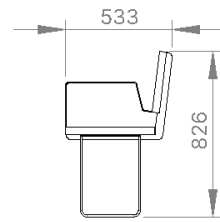
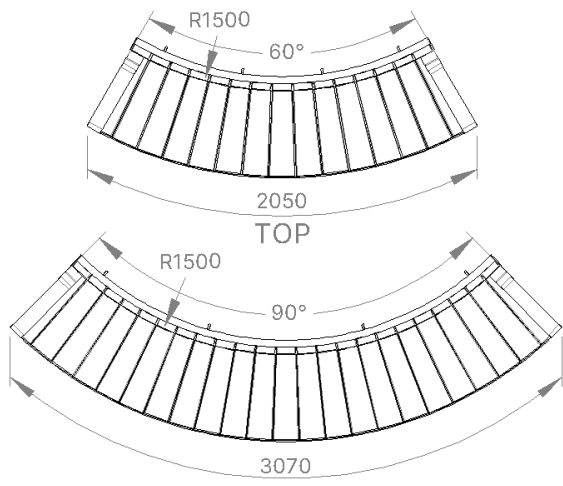
### Size

IR1500mm, 90deg, 3070mm Long

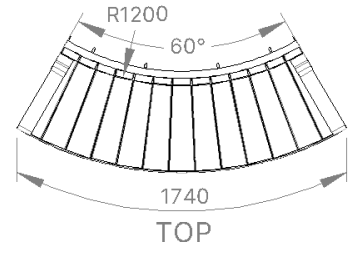
IR1500mm, 60deg, 2050mm Long

IR1200mm, 60deg, 1740mm Long

Custom Size



RIGHT



TOP