



Specifications

Batten Material

Hardwood Spotted Gum

Enviroslat Composite Woodgrain

Fixing Method

Bolt Down Fixing

Extended Leg (Into footing)

Sub Surface Bolt Down

Size

IR1500mm, 90deg, 3070mm Long

IR1500mm, 60deg, 2050mm Long

IR1200mm, 60deg, 1740mm Long

Custom Size

Frame Finish

Mild Steel Galvanised

Mild Steel Powdercoated

Stainless Steel Satin Polished

Armrests

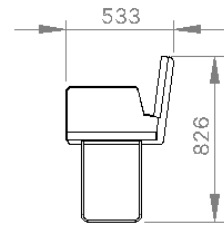
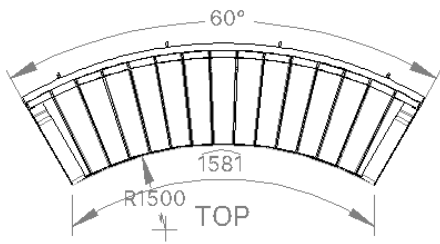
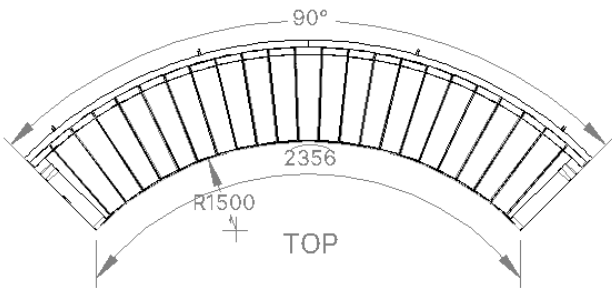
Yes (With Armrests)

No (Without Armrests)

Modular

Yes (Used in moduled)

No (standalone)



RIGHT

