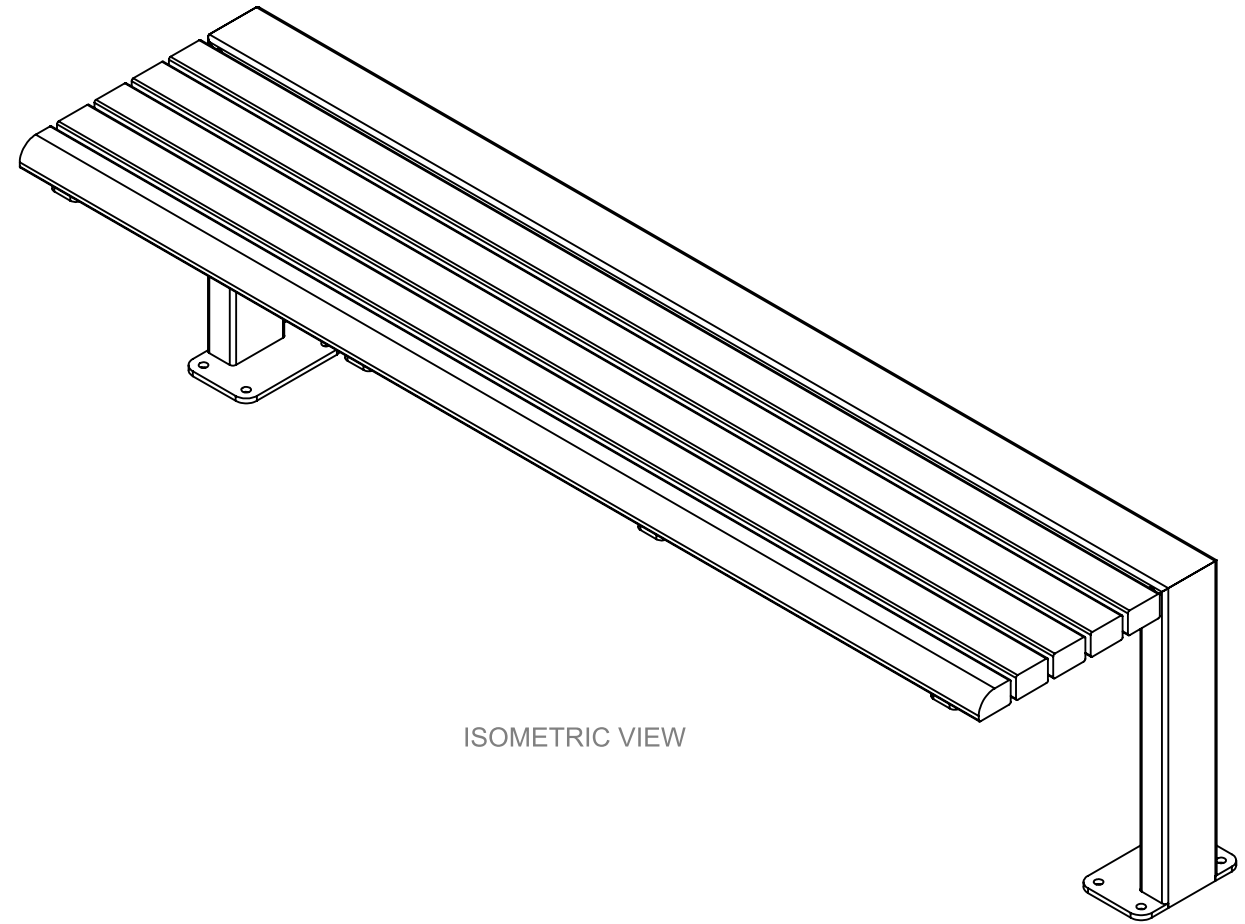


INSTALLATION DETAILS (RECOMMENDATIONS ONLY)


SITE SPECIFIC INSTALLATION REQUIREMENTS WILL SUPERCEDE DETAILS

CONCRETE FOOTING, 25MPA:

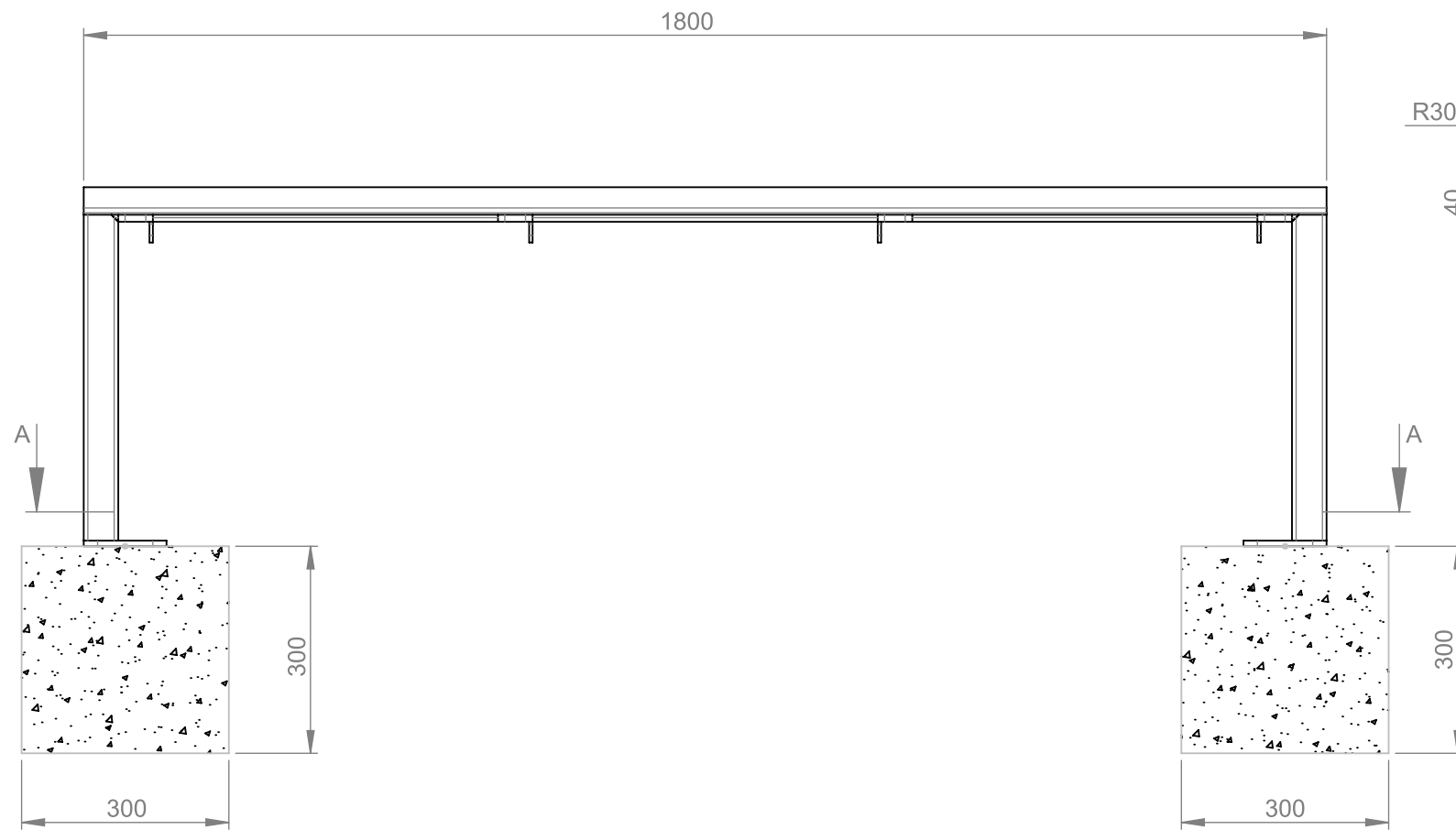
- 1 QTY AT 500 X 300 X 300mm MINIMUM FOOTING SIZE
- BOLT DOWN TO FOOTINGS WITH 4X M12X75MM DYNABOLTS OR SIMILAR
- FOR EXTENDED LEG SET LEG INTO FOOTINGS
- OR
- 1 QTY CONCRETE SLAB 150mm THICK WITH SL72 REINFORCEMENT
- BOLT DOWN TO SLAB WITH 4X M12X75MM DYNABOLTS OR SIMILAR



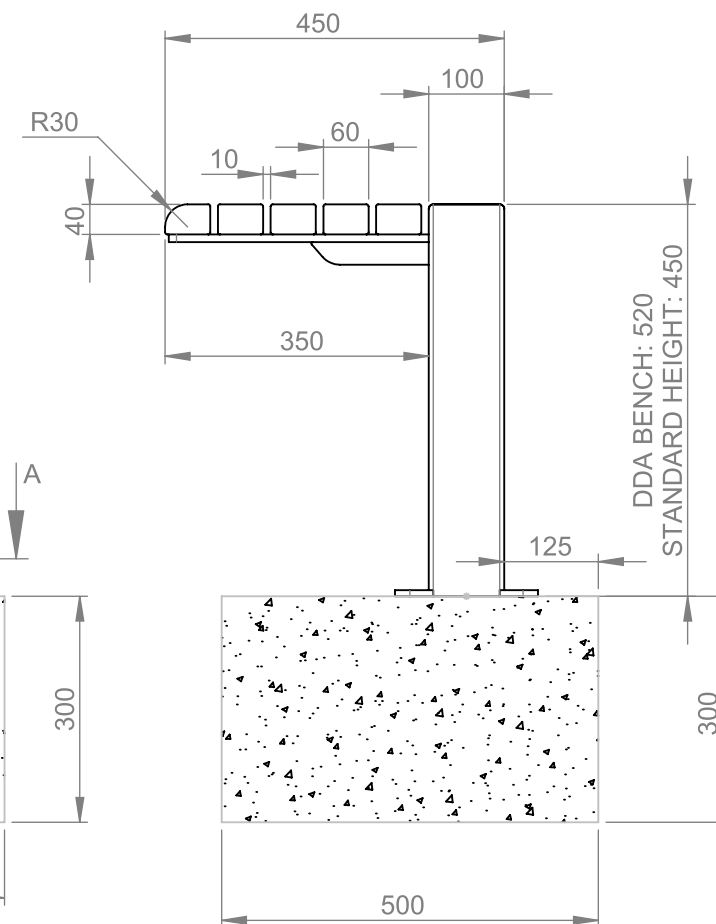
ISOMETRIC VIEW



SECTION A-A



FRONT VIEW



END VIEW



Commercial Systems Australia Pty. Ltd.

42 Orchard Street, Kilsyth South, VIC
 phone: (03) 9723 4111
 fax: (03) 9723 3494
 email: design@commercialsystems.com.au

Model Code: TM4721
 Model Description: DDA Bench

Drawing: CS6054

Sheet Number: 11
 Sheet Description: Install

Drawn By: GS
 Date Drawn: 15/08/2019
 Revision Number: 2 GS19.01.2024
 Revision Details: Base Plates changed
 SCALE 1:10

ALL DIMENSIONS IN MILLIMETERS
 UNLESS OTHERWISE STATED
 ALL PARTS CENTRED UNLESS SPECIFIED

TOLERANCES

X	+/- 1mm
X.X	+/- 0.5mm
X.XX	+/- 0.05mm