

INSTALLATION DETAILS (RECOMMENDATIONS ONLY)

CONCRETE FOOTING, 25MPA:

2 QTY AT 400 X 300 X 300mm MINIMUM FOOTING SIZE

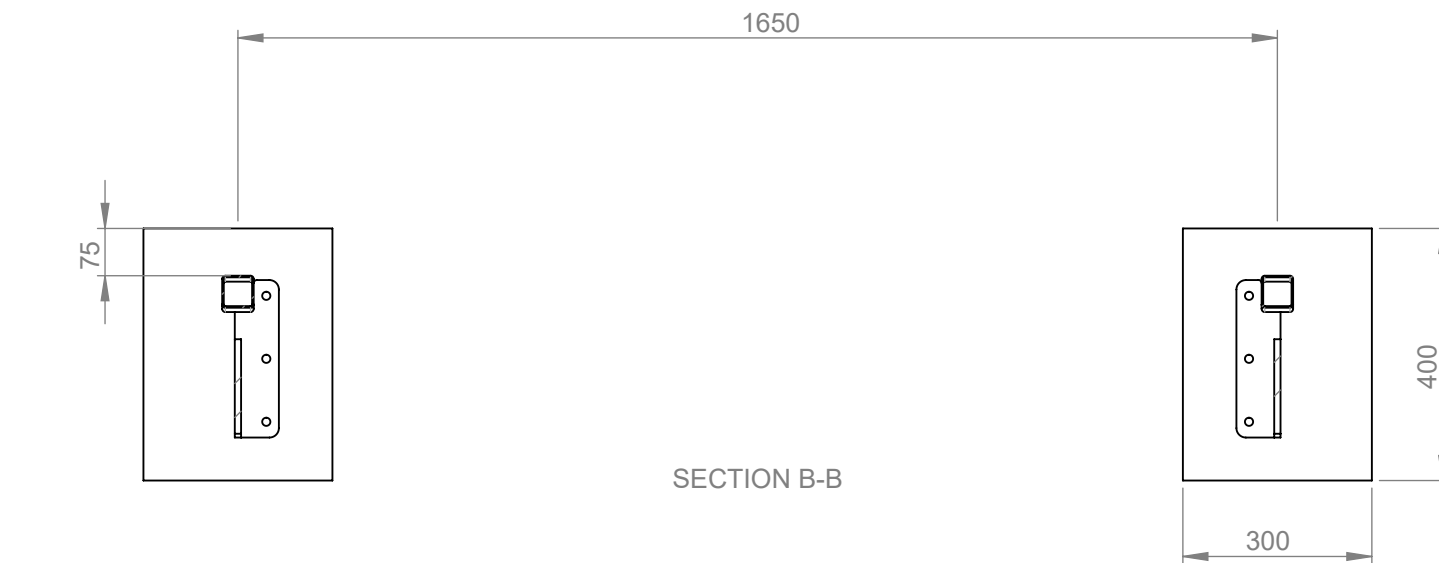
- BOLT DOWN TO FOOTINGS WITH 6X 12mm X 75mm DYNABOLTS OR SIMILAR

- FOR EXTENDED LEG SET LEG INTO FOOTINGS


OR

1 QTY CONCRETE SLAB 125mm

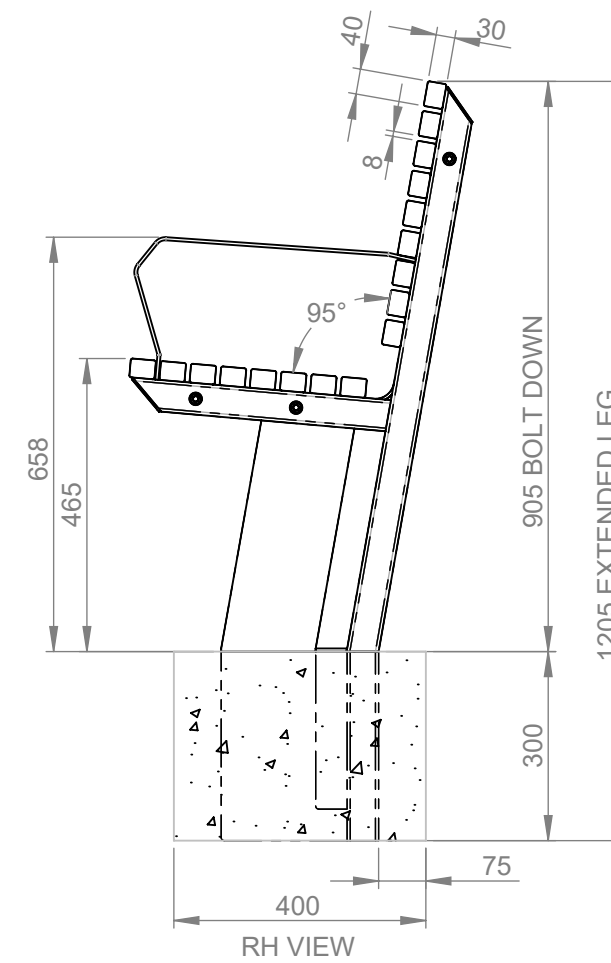
- BOLT DOWN TO FOOTINGS WITH 6X 12mm X 75mm DYNABOLTS OR SIMILAR



SECTION B-B



FRONT VIEW



RH VIEW



Commercial Systems Australia Pty. Ltd.

42 Orchard Street, Kilsyth South, VIC
phone: (03) 9723 4111
fax: (03) 9723 3494
email: design@commercialsystems.com.au

Model Code: TM4545
Model Description: Septem Seat 2020

Drawing: CS6556

Sheet Number: 18

Sheet Description: Install

Drawn By: GS

Date Drawn: 04/05/2020

Revision Number: 1 GS26.02.2021

Revision Details: Updated hole drilling information

SCALE 1:12

ALL DIMENSIONS IN MILLIMETERS
UNLESS OTHERWISE STATED
ALL PARTS CENTRED UNLESS SPECIFIED

TOLERANCES

X +/- 1mm

X.X +/- 0.5mm

X.XX +/- 0.05mm