

**INSTALLATION DETAILS (RECOMMENDATIONS ONLY)**

**CONCRETE FOOTING, 25MPA:**

2 X 300X300X300MM MINIMUM FOOTING SIZE

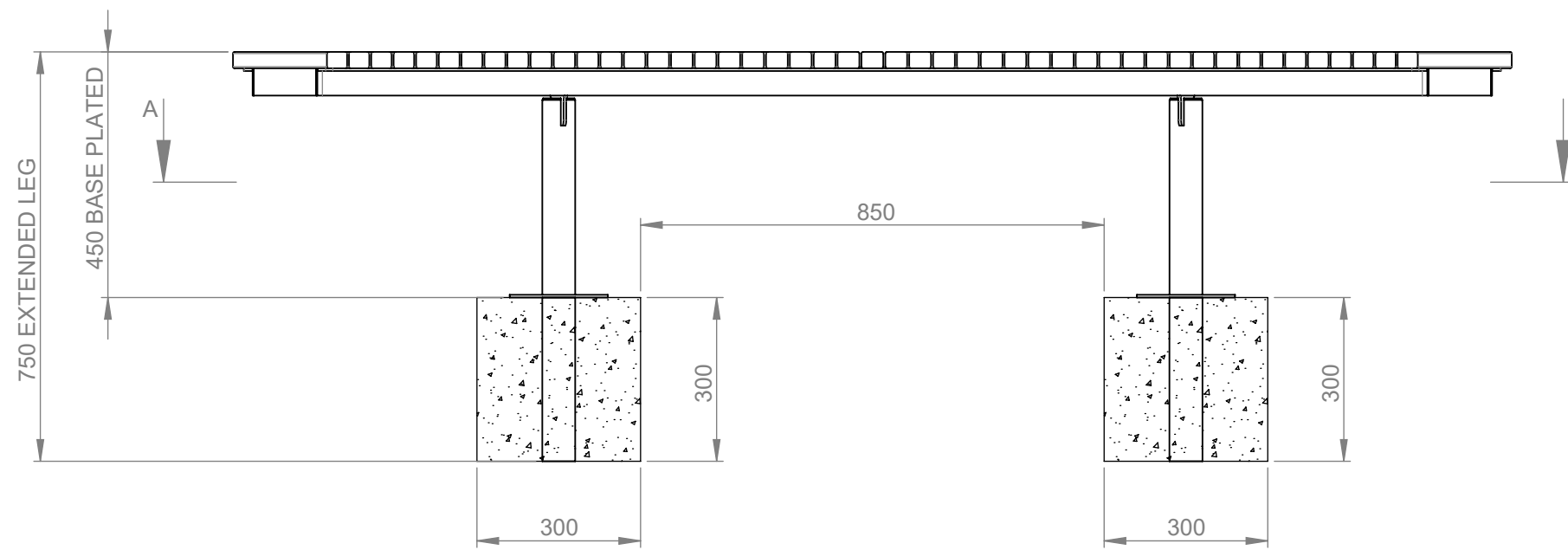
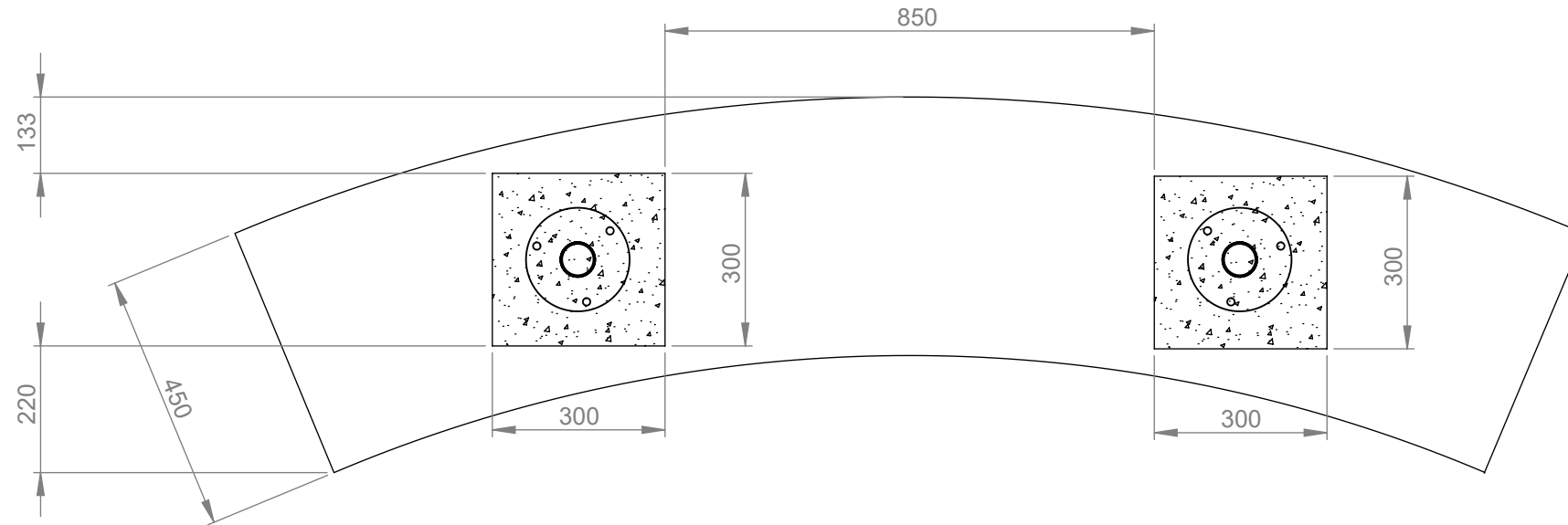
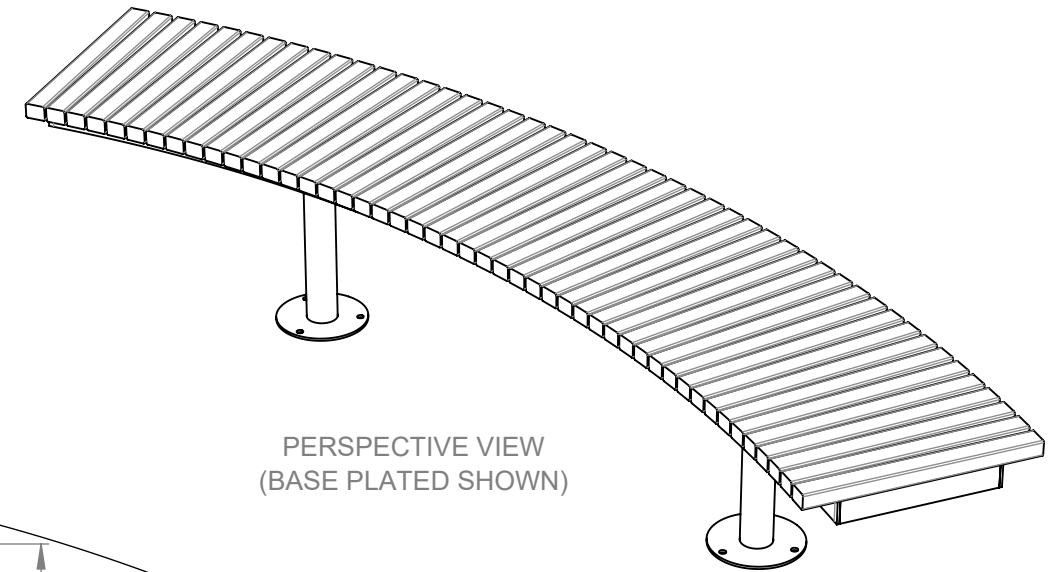
- BOLT DOWN TO FOOTINGS WITH 3X M12X75MM DYNABOLTS OR SIMILAR PER LEG

- FOR EXTENDED LEG SET LEG INTO FOOTINGS

**OR**

**CONCRETE SLAB, 25MPA (BOLT DOWN ONLY):**

- ONE 4000X900X100MM (MINIMUM) THICK SLAB RECOMMENDED



Commercial Systems Australia Pty. Ltd.

42 Orchard Street, Kilsyth South, VIC  
phone: (03) 9723 4111  
fax: (03) 9723 3494  
email: design@commercialsystems.com.au

Model Code: TM4351  
Model Description: Berwick Bench 2m

**Drawing: CS5188**

Sheet Number: 0

Sheet Description: Install Drawing

Drawn By: M.Shevchuk

Date Drawn: 16/09/2019

Revision Number: GS01.10.19

Revision Details: N/A

SCALE 1:12

ALL DIMENSIONS IN MILLIMETERS  
UNLESS OTHERWISE STATED  
ALL PARTS CENTRED UNLESS SPECIFIED

**TOLERANCES**

X	+/- 1mm
X.X	+/- 0.5mm
X.XX	+/- 0.05mm

**INSTALLATION DETAILS (RECOMMENDATIONS ONLY)**

CONCRETE FOOTING, 25MPA:

3 X 300X300X300MM MINIMUM FOOTING SIZE

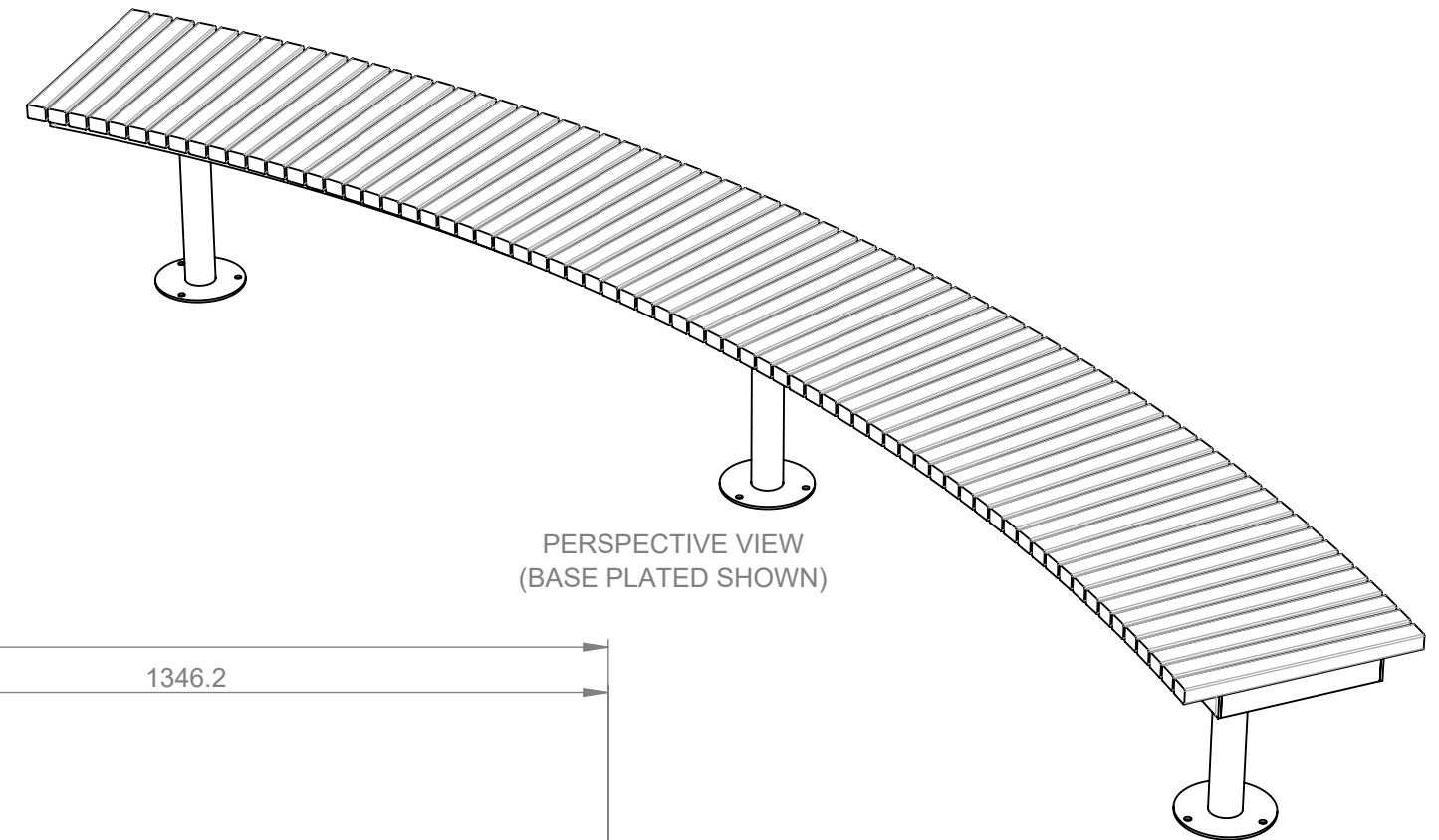
- BOLT DOWN TO FOOTINGS WITH 3X M12X75MM DYNABOLTS OR SIMILAR PER LEG

- FOR EXTENDED LEG SET LEG INTO FOOTINGS

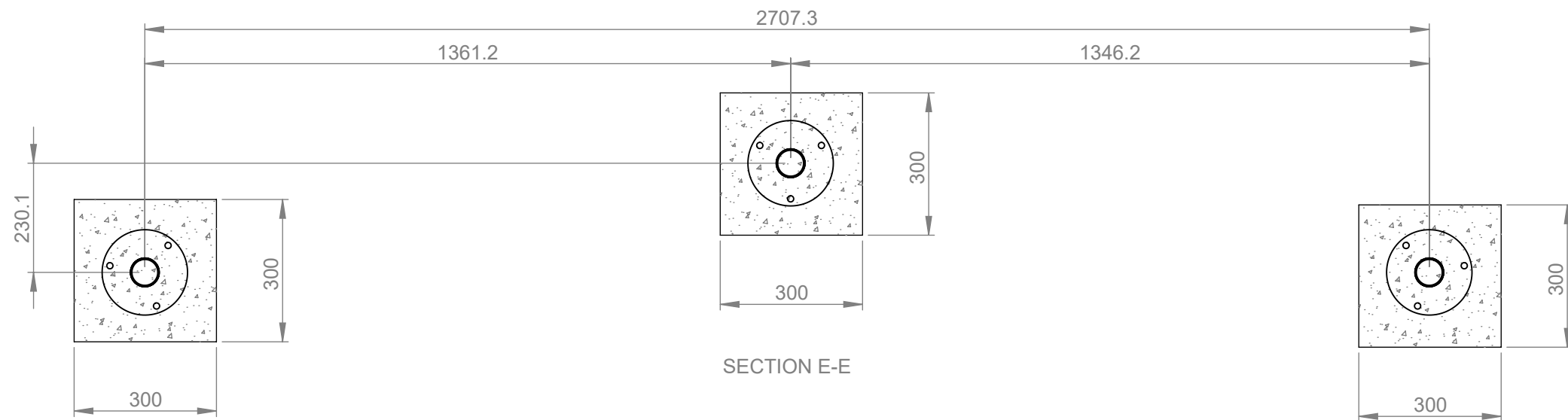
**OR**

CONCRETE SLAB, 25MPA (BOLT DOWN ONLY):

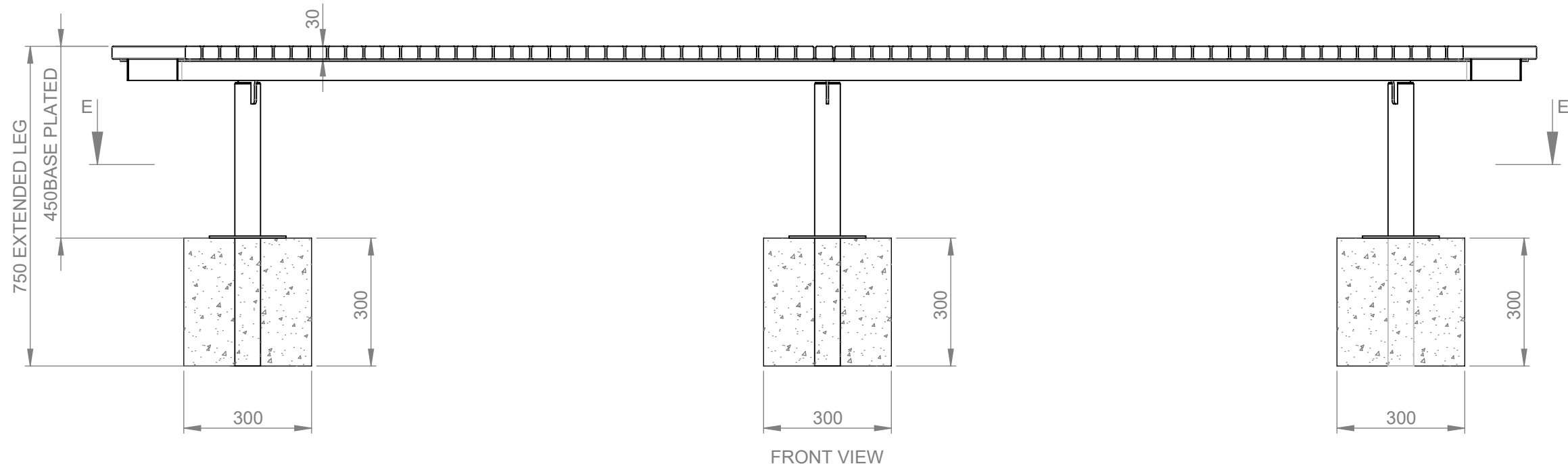
- ONE 4000X900X100MM (MINIMUM) THICK SLAB RECOMMENDED



PERSPECTIVE VIEW  
(BASE PLATED SHOWN)



SECTION E-E



FRONT VIEW



Commercial Systems Australia Pty. Ltd.

42 Orchard Street, Kilsyth South, VIC  
phone: (03) 9723 4111  
fax: (03) 9723 3494  
email: design@commercialsystems.com.au

Model Code: TM4352  
Model Description: Berwick Bench 3m

**Drawing: CS5190**

Sheet Number: 0  
Sheet Description: Install Drawing

Drawn By: M.Shevchuk  
Date Drawn: 16/09/2019

Revision Number: GS01.10.19  
Revision Details: N/A  
SCALE 1:12

ALL DIMENSIONS IN MILLIMETERS  
UNLESS OTHERWISE STATED  
ALL PARTS CENTRED UNLESS SPECIFIED

**TOLERANCES**

X	+/- 1mm
X.X	+/- 0.5mm
X.XX	+/- 0.05mm