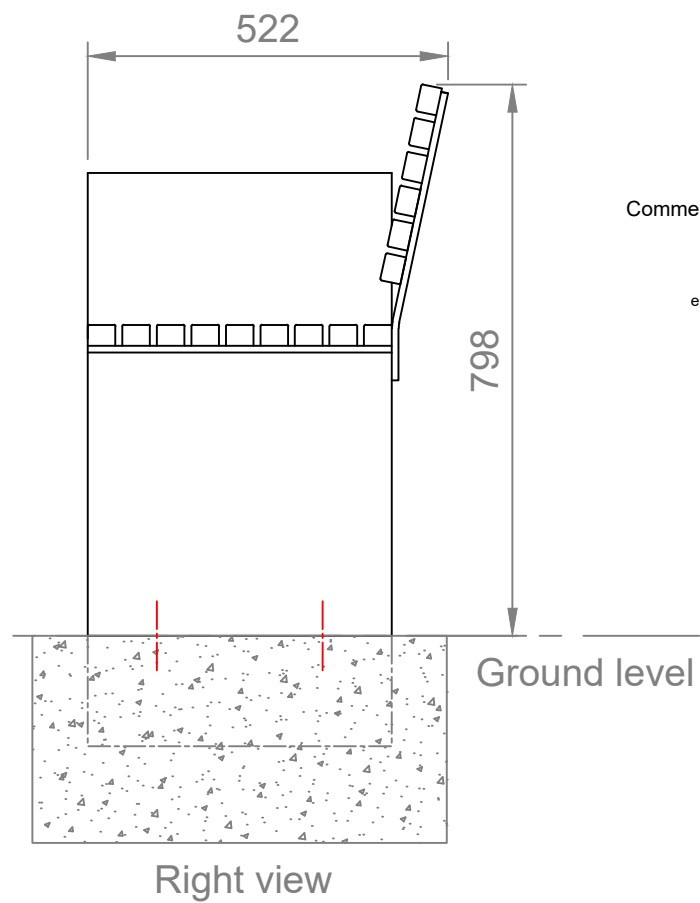
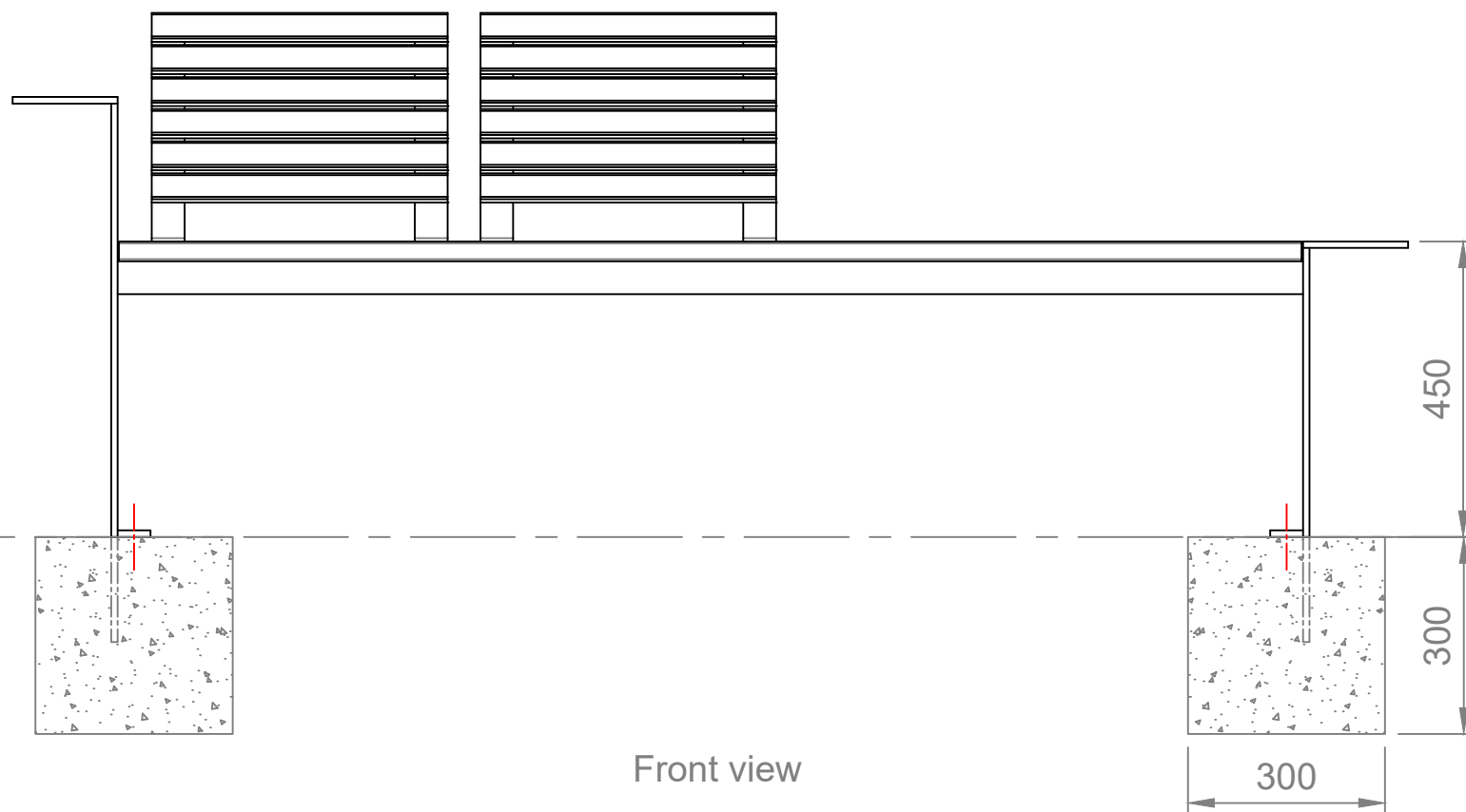
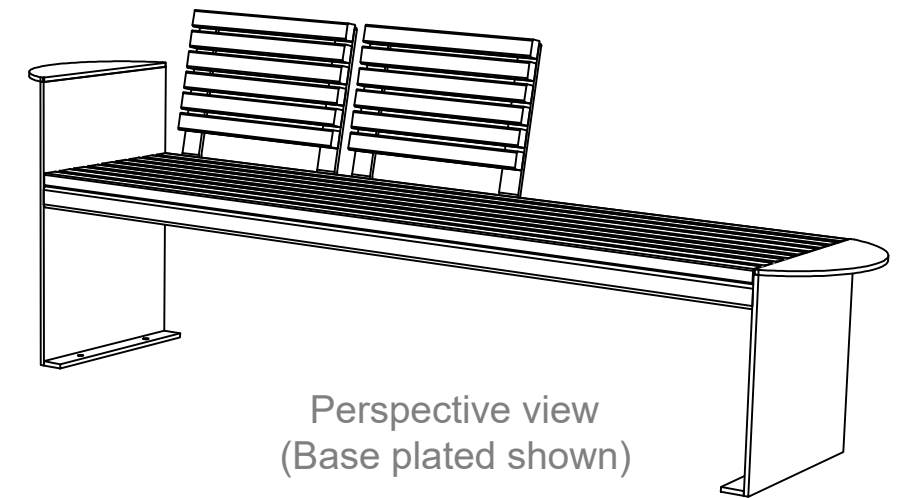



*Left mounted backrest version shown,
fixing information same for right mounted version*

INSTALLATION DETAILS (Recommendations only)
Concrete footings, 25mPa:
 - Two 600x300x300mm minimum footing size
 - Bolt down to footings with 4x M12x75mm Dynabolts or similar
 - For extended leg option, set furniture into footings
 or
Concrete slab, 25mPa:
 - One 2200x650x100mm (minimum) thick slab recommended



CSA
 Commercial Systems Australia Pty. Ltd.
 42 Orchard St, Kilsyth South, VIC
 phone: (03) 9723 4111
 fax: (03) 9723 3494
 email: design@commercialsystems.com.au

Model Code: TM4320
 Model Description: Hills Seat

Drawing: CS0228
 Sheet Number: 0
 Sheet Description: Installation

Drawn By: C.Artemiou
 Date Drawn: 17.02.2010
 Revision Number: 2

SCALE 1:1

ALL DIMENSIONS IN MILLIMETERS
 UNLESS OTHERWISE STATED
 ALL PARTS CENTRED UNLESS SPECIFIED

TOLERANCES
 X +/- 1mm
 X.X +/- 0.5mm
 X.XX +/- 0.05mm