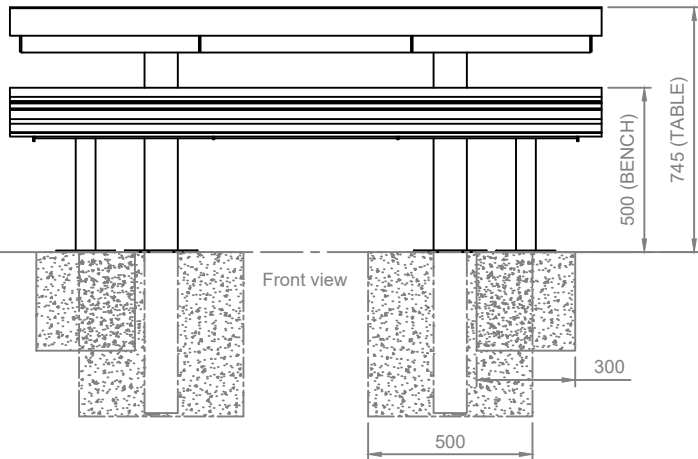
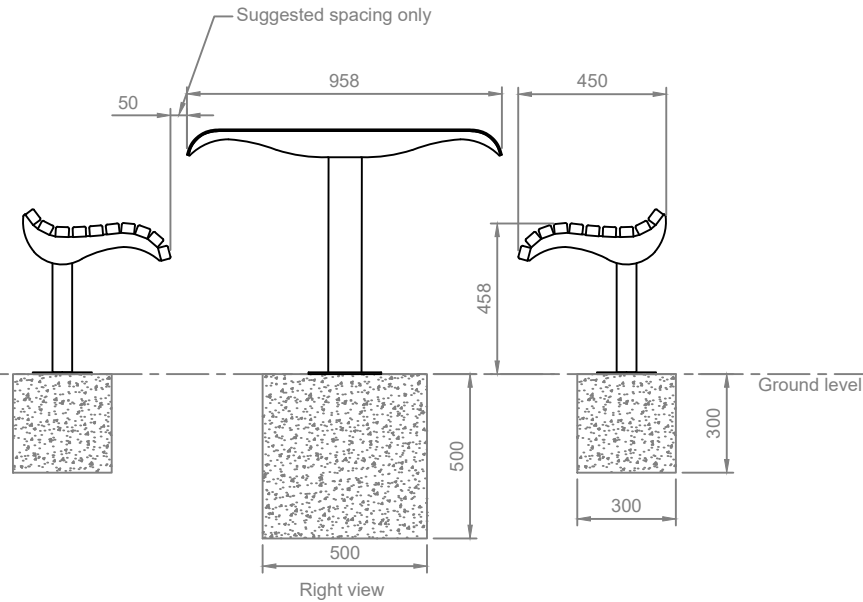


Top view



Front view



Right view

**INSTALLATION DETAILS (Recommendations only)**

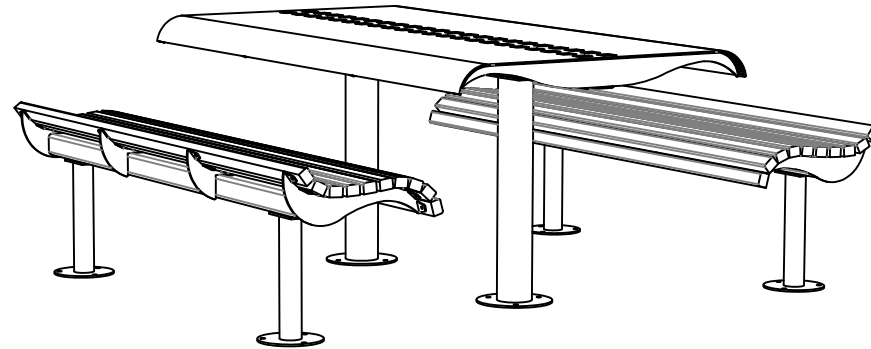
*Concrete footings, 25mPa:*

- Four 300x300x300mm minimum footing size, for benches
- Two 500x500x500mm minimum footing size, for table
- Bolt down to footings with total 18x 12x75mm Dynabolts or similar
- For extended leg option, set furniture into footings

or

*Concrete slab, 25mPa:*

- One 1900x2100x100mm (minimum) thick slab recommended



Perspective view  
(Base plated shown)



Commercial Systems Australia Pty. Ltd.  
42 Orchard St. Kilsyth South, VIC  
phone: (03) 9723 4111  
fax: (03) 9723 3494  
email: design@commercialsystems.com.au

Model Code: TM4116  
Model Description: Albert Park Table

**Drawing: CS0101**

Sheet Number: 0  
Sheet Description: Layout overview - Footing

Drawn By: G.Smith  
Date Drawn: 27.08.2009  
Revision Number: 4

SCALE 1:1

ALL DIMENSIONS IN MILLIMETERS  
UNLESS OTHERWISE STATED  
ALL PARTS CENTRED UNLESS SPECIFIED

TOLERANCES  
X +/- 1mm  
X.X +/- 0.5mm  
X.XX +/- 0.05mm