

INSTALLATION DETAILS (RECOMMENDATIONS ONLY)


CONCRETE FOOTING, 25MPA:

1 QTY AT 900 X 900 X 300mm MINIMUM FOOTING SIZE

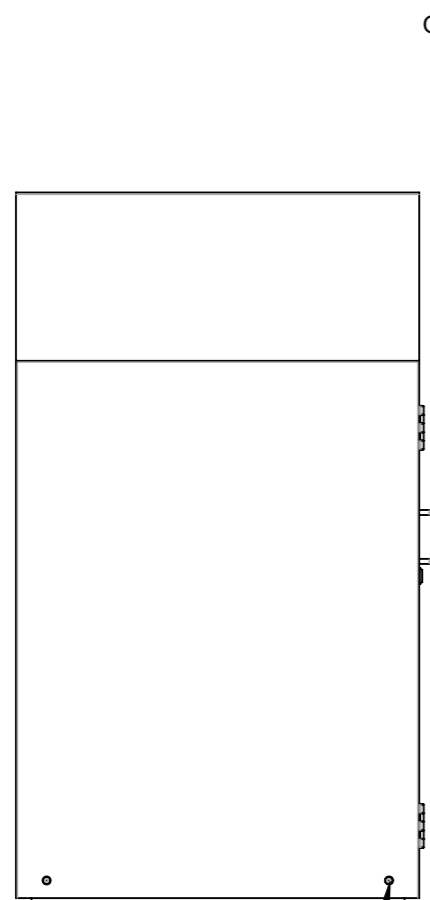
- BOLT DOWN TO FOOTINGS WITH 4X M12X75MM DYNABOLTS OR SIMILAR
OR

1 QTY CONCRETE SLAB 150mm THICK

- BOLT DOWN TO FOOTINGS WITH 4X M12X75MM DYNABOLTS OR SIMILAR



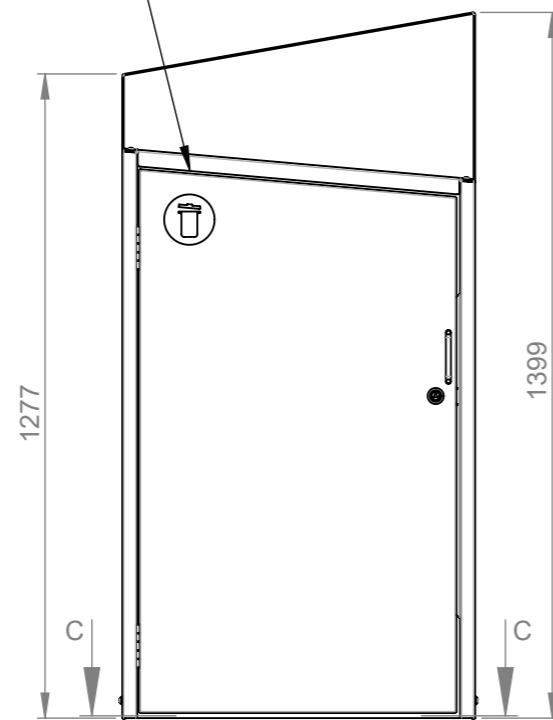
SECTION C-C



SIDE VIEW

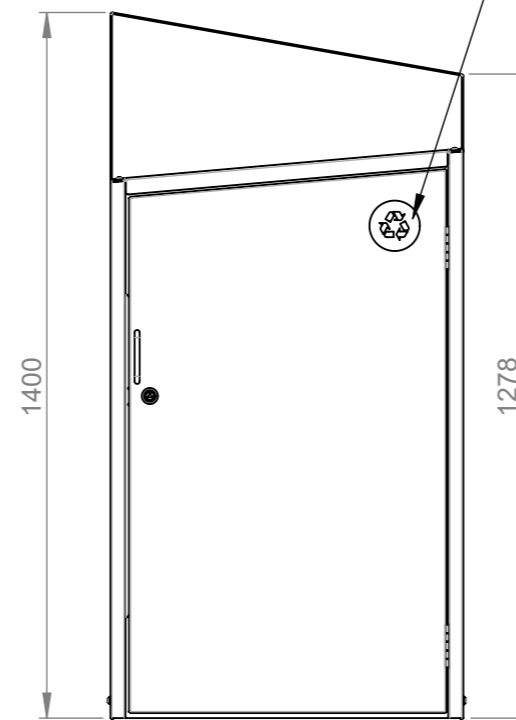
ADJUSTABLE HEIGHT
ANGLE BOLTED TO BIN
BODY

OPTIONAL DECALS



FRONT VIEW
RUBBISH
LH ENCLOSURE (STANDARD)

OPTIONAL DECALS



FRONT VIEW
RECYCLING
RH ENCLOSURE



Commercial Systems Australia Pty. Ltd.

42 Orchard Street, Kilsyth South, VIC
phone: (03) 9723 4111
fax: (03) 9723 3494
email: design@commercialsystems.com.au

Model Code: LR6305

Model Description: Lisboa Bin Enclosure 240L

Drawing: CS6204

Sheet Number: 10

Sheet Description: Install Drawing

Drawn By: GS

Date Drawn: 24/10/2019

Revision Number: 0

Revision Details: -

SCALE 1:15

ALL DIMENSIONS IN MILLIMETERS
UNLESS OTHERWISE STATED
ALL PARTS CENTRED UNLESS SPECIFIED

TOLERANCES

X +/- 1mm

X.X +/- 0.5mm

X.XX +/- 0.05mm