

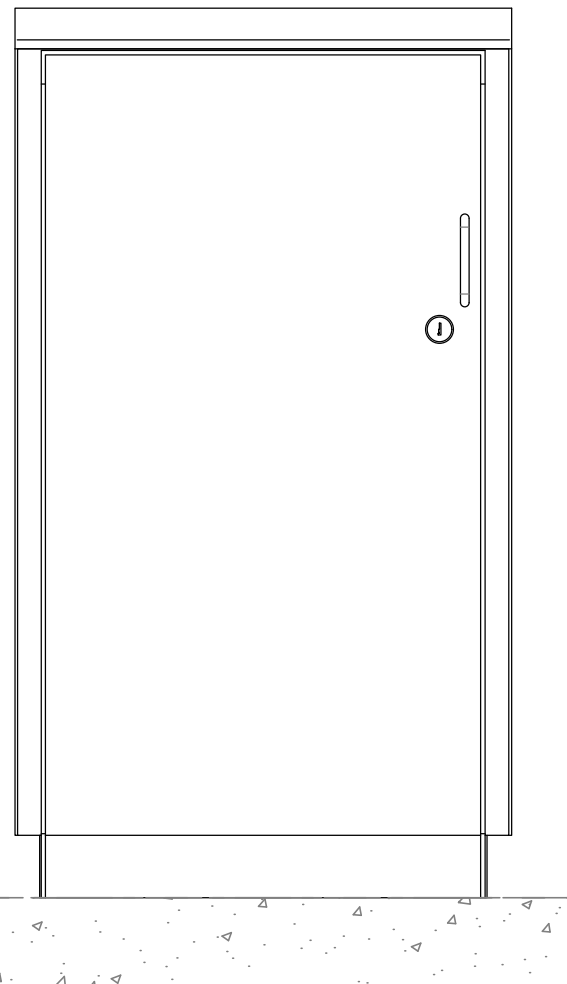
Top View

INSTALLATION DETAILS (Recommendations only)

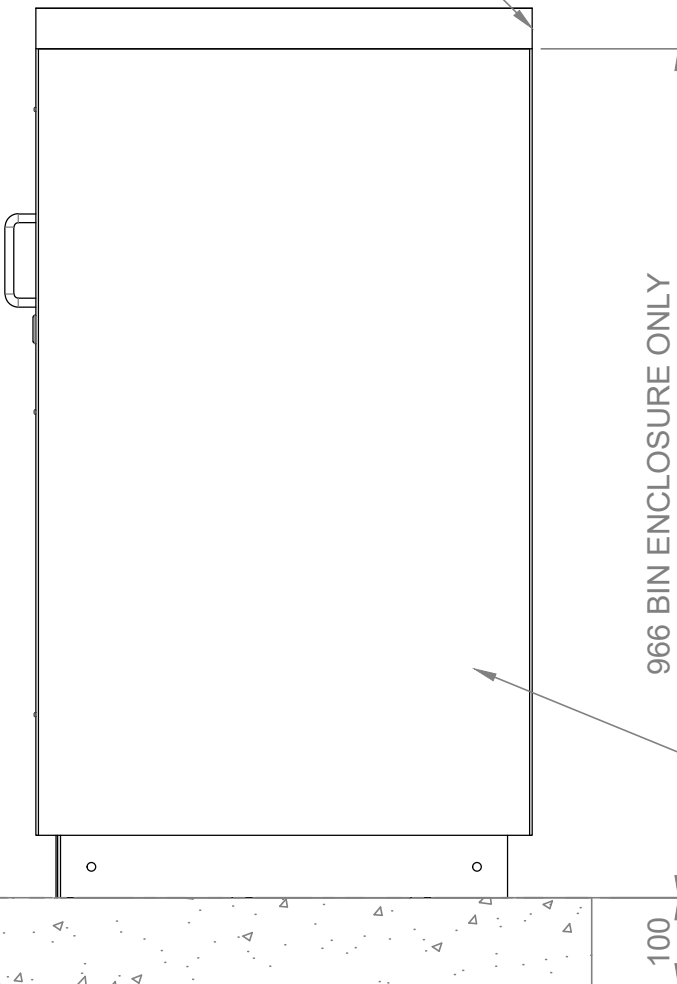
Concrete footings, 25mPa:

- One 700x700x100mm thick (minimum) slab size
- Bolt footing angles down to slab with 4x M12x75mm Dynabolts or similar
- Adjust height or slope of product with bolts in side of footing angles


Overall product height will vary with different bin lids



Front View



Side View



Perspective View
(Square perforations shown)

Bin lid may vary

Perforation may vary

2x Footing angles on inside of bin enclosure

966 BIN ENCLOSURE ONLY

No perforations shown

Ground level



Commercial Systems Australia Pty. Ltd.

42 Orchard St, Kilsyth South, VIC
phone: (03) 9723 4111
fax: (03) 9723 3494
email: design@commercialsystems.com.au

Model Code: LR6158

Model Description: 120L Perforated Bin Enclosure

Drawing: CS2912

Sheet Number: -

Sheet Description: Installation

Drawn By: K.Sohanpal

Date Drawn: 03.08.2016

Revision Number: 0

SCALE 1:1

ALL DIMENSIONS IN MILLIMETERS
UNLESS OTHERWISE STATED
ALL PARTS CENTRED UNLESS SPECIFIED

TOLERANCES

X +/- 1mm

X.X +/- 0.5mm

X.XX +/- 0.05mm