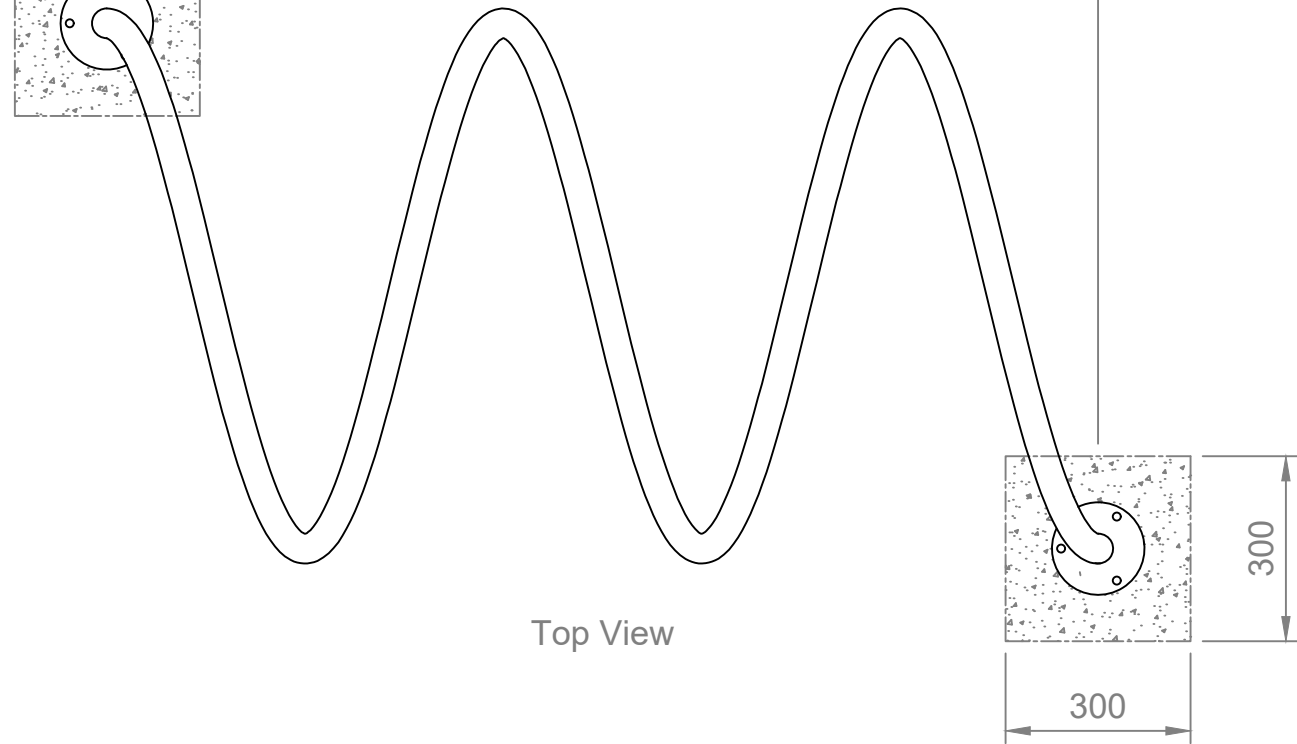
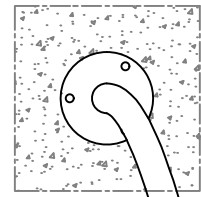


1607 (FOOTING CENTRES)



Top View

INSTALLATION DETAILS (Recommendations only)

Concrete footings, 25mPa:

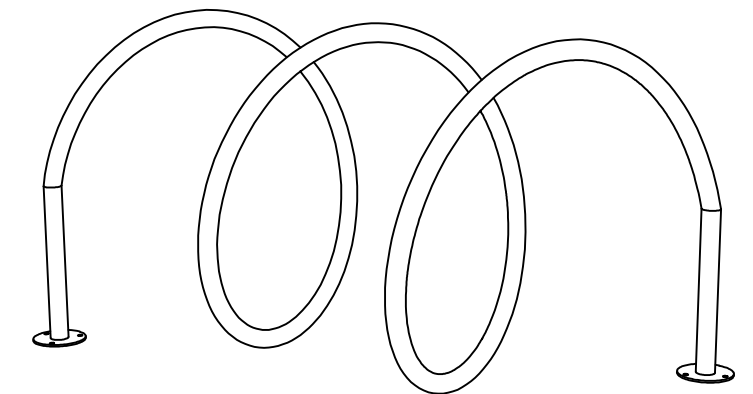
- Two 300x300x300mm minimum footing size
- Bolt to footings with 6x M12x75mm Dynabolts or similar

or
Concrete core drilling - For extended leg

- Core drill approximately Ø51mm to 300mm minimum depth
- Set product into footings and fill with concrete

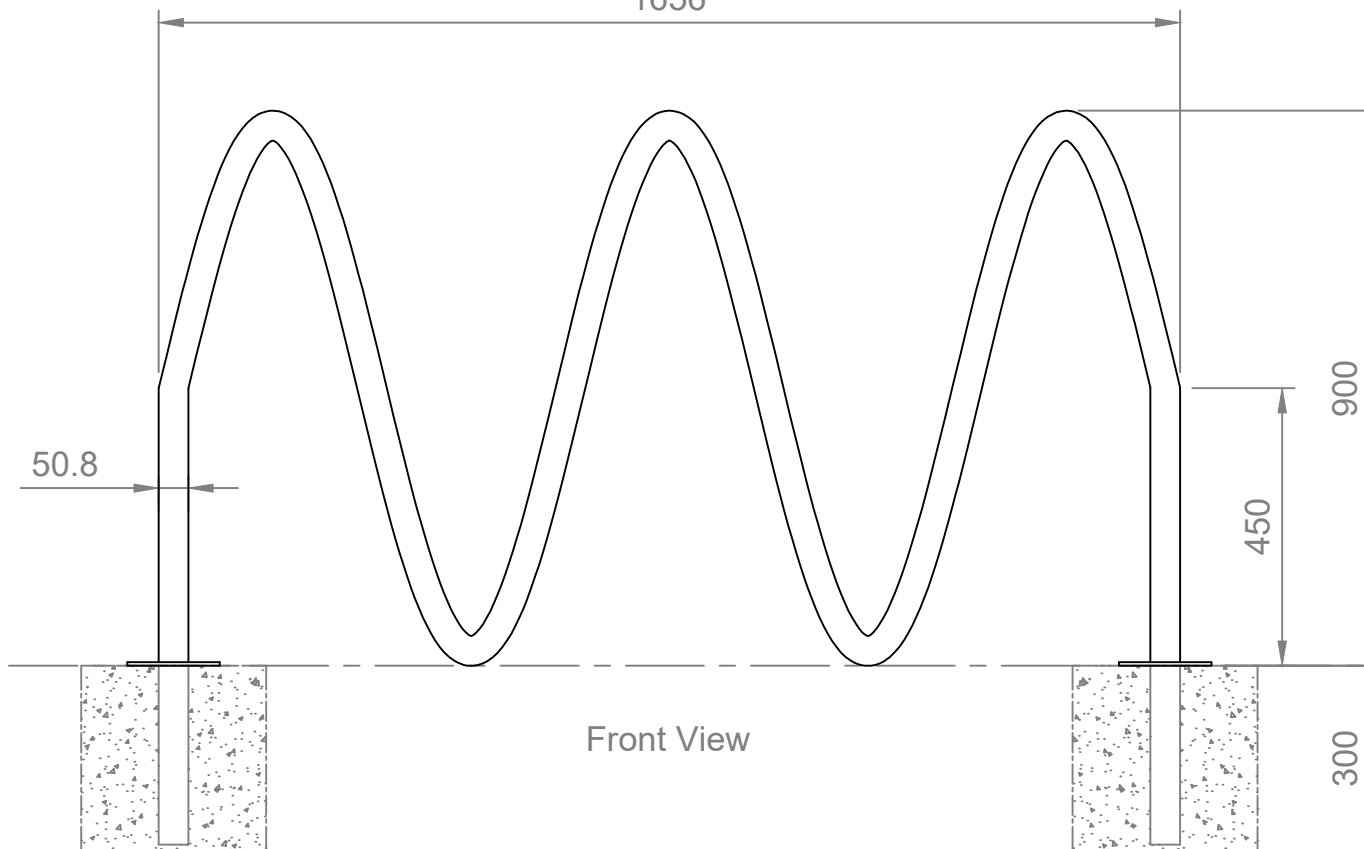
or
Concrete slab, 25mPa:

- One 2500x1000x100mm (minimum) thick slab



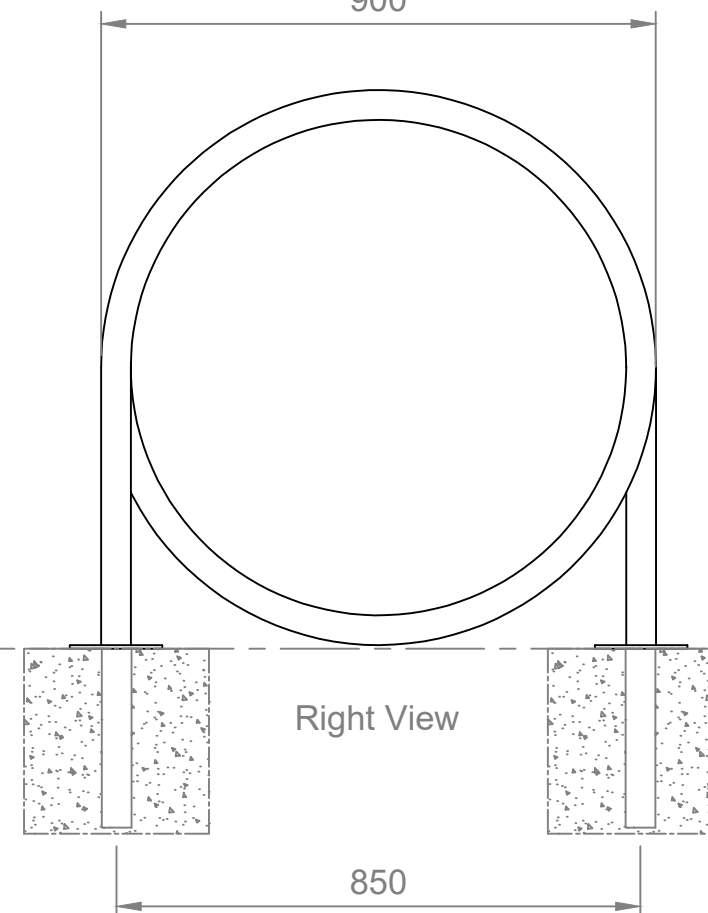
Perspective View

1656



Front View

900



Right View

Ground level



Commercial Systems Australia Pty. Ltd.

42 Orchard Street, Kilsyth South, VIC
phone: (03) 9723 4111
fax: (03) 9723 3494
email: design@commercialsystems.com.au

Model Code: BR7070-3

Model Description: Corkscrew Bike Rack (1.7m)

Drawing: CS2896

Sheet Number: -

Sheet Description: Installation

Drawn By: G.Smith

Date Drawn: 26.07.2016

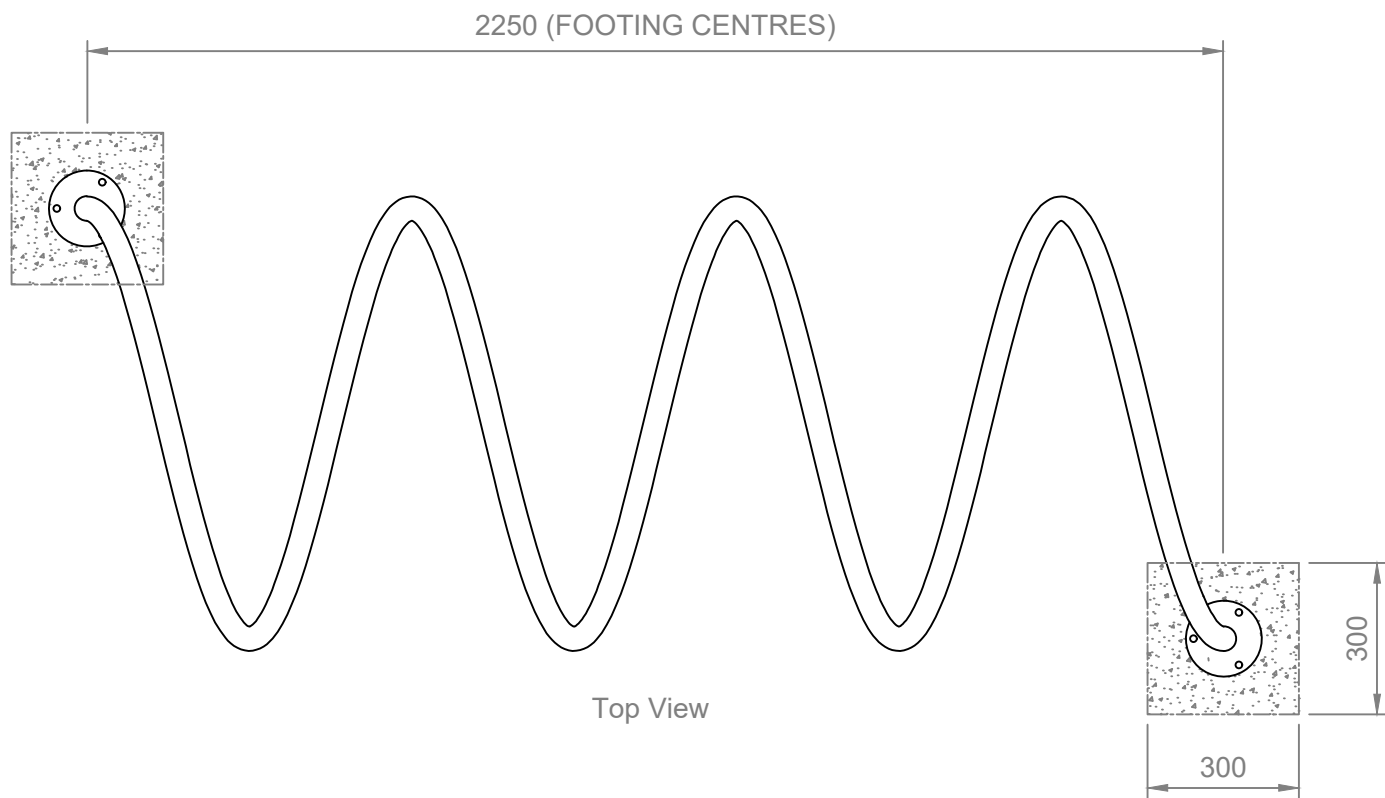
Revision Number: 1

SCALE 1:1

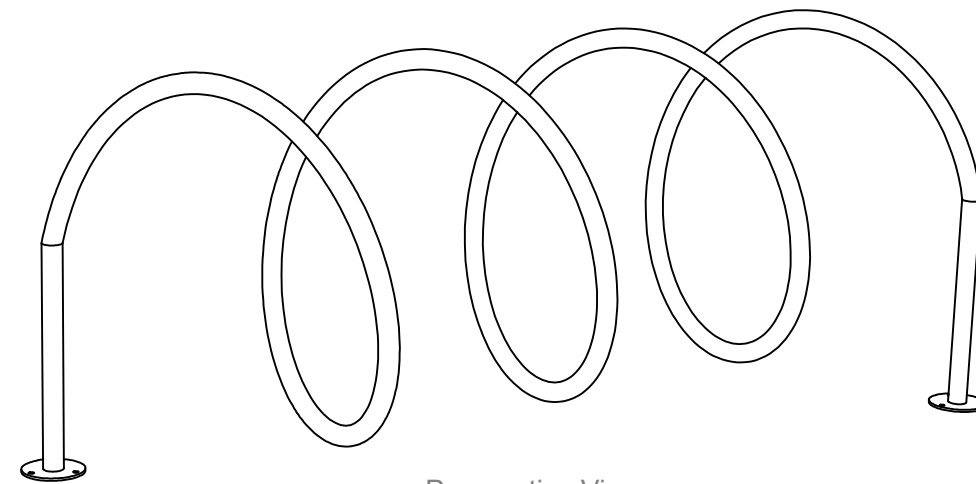
ALL DIMENSIONS IN MILLIMETERS
UNLESS OTHERWISE STATED
ALL PARTS CENTRED UNLESS SPECIFIED

TOLERANCES

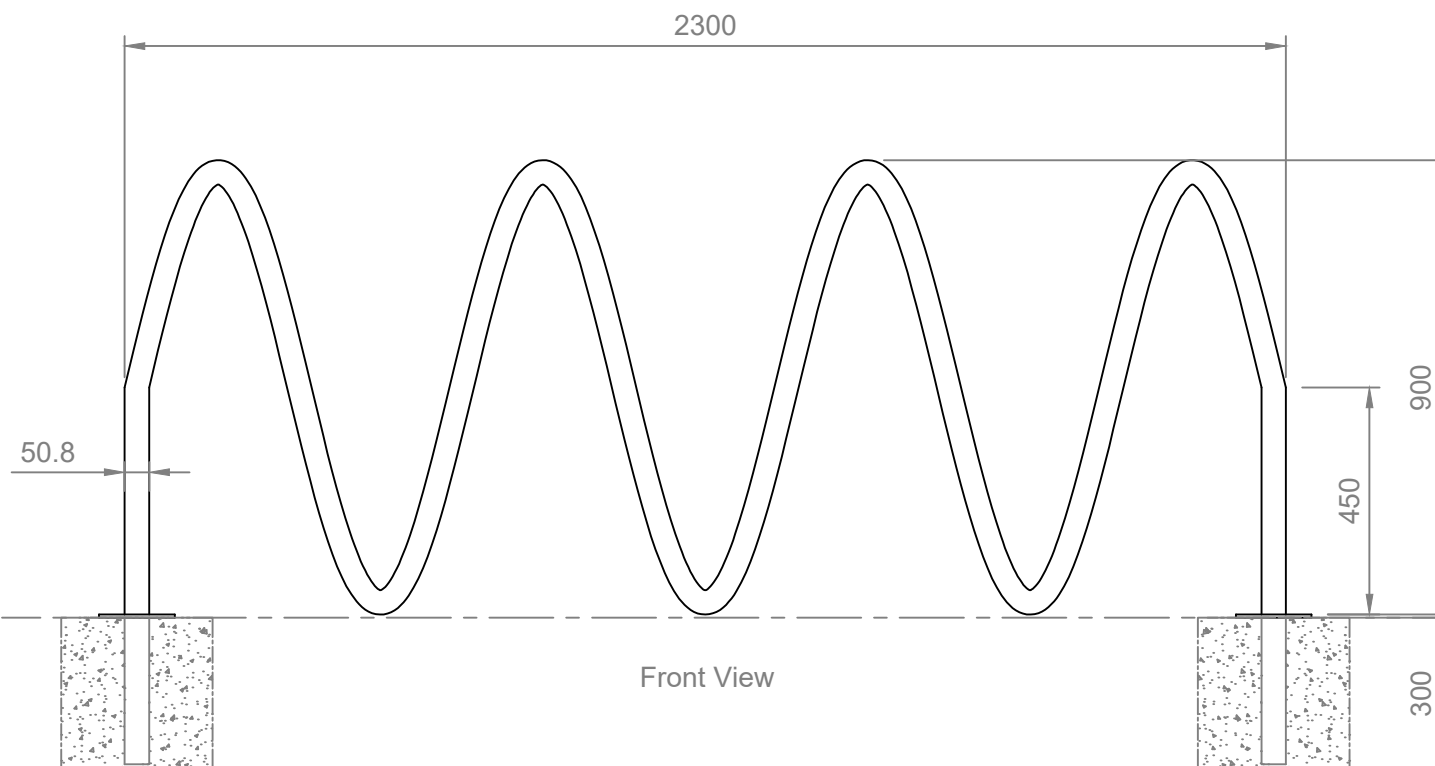
X +/- 1mm
X.X +/- 0.5mm
X.XX +/- 0.05mm



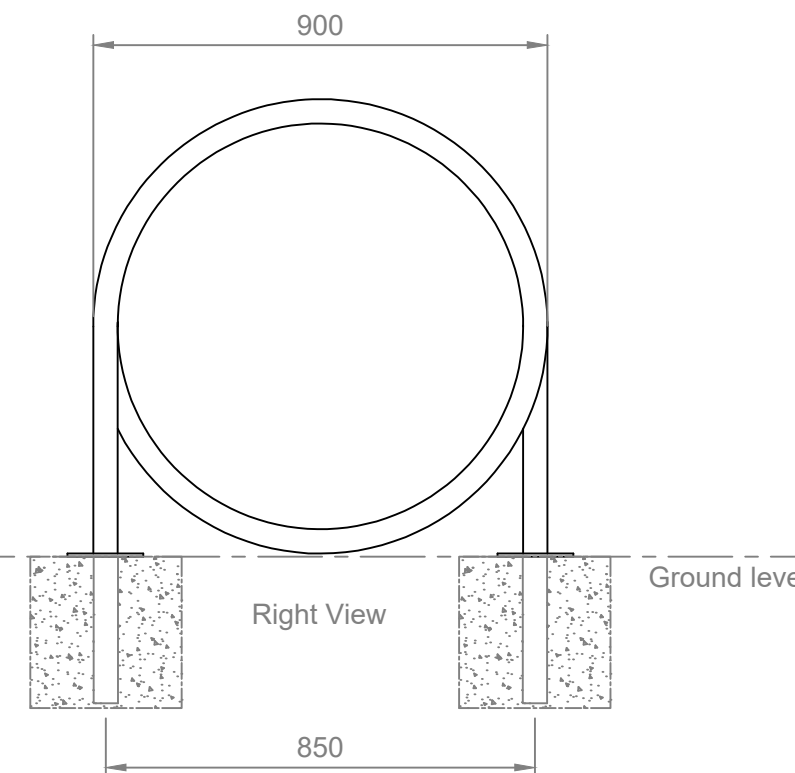
Top View



Perspective View



Front View



Right View

INSTALLATION DETAILS (Recommendations only)

Concrete footings, 25mPa:

- Two 300x300x300mm minimum footing size
- Bolt to footings with 6x M12x75mm Dynabolts or similar

or

Concrete core drilling - For extended leg

- Core drill approximately $\varnothing 51\text{mm}$ to 300mm minimum depth
- Set product into footings and fill with concrete

or

Concrete slab, 25mPa:

- One 2500x1000x100mm (minimum) thick slab



Commercial Systems Australia Pty. Ltd.

42 Orchard Street, Kilsyth South, VIC
 phone: (03) 9723 4111
 fax: (03) 9723 3494
 email: design@commercialsystems.com.au

Model Code: BR7070-4

Model Description: Corkscrew Bike Rack (2.3m)

Drawing: CS0271

Sheet Number: -

Sheet Description: Installation

Drawn By: C.Artemiou

Date Drawn: 22.03.2010

Revision Number: 1

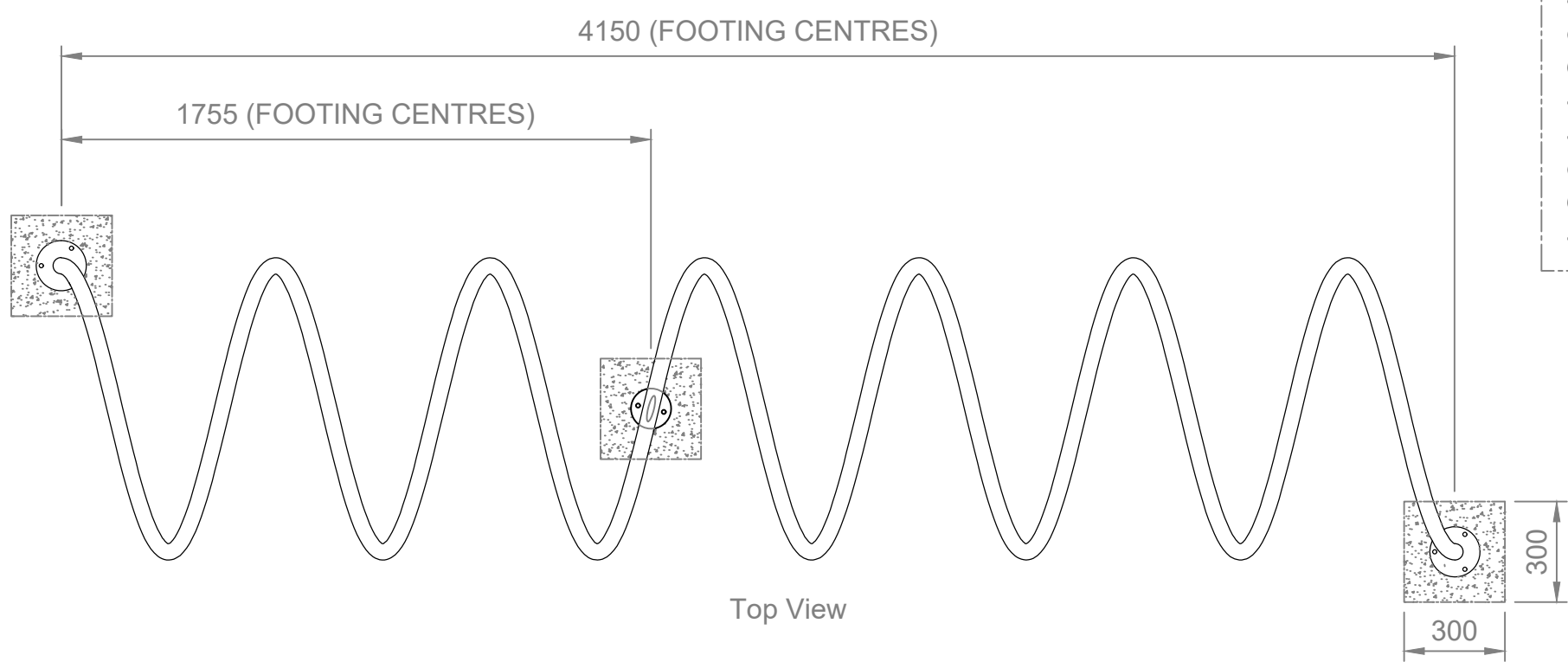
SCALE 1:1

ALL DIMENSIONS IN MILLIMETERS
 UNLESS OTHERWISE STATED
 ALL PARTS CENTRED UNLESS SPECIFIED

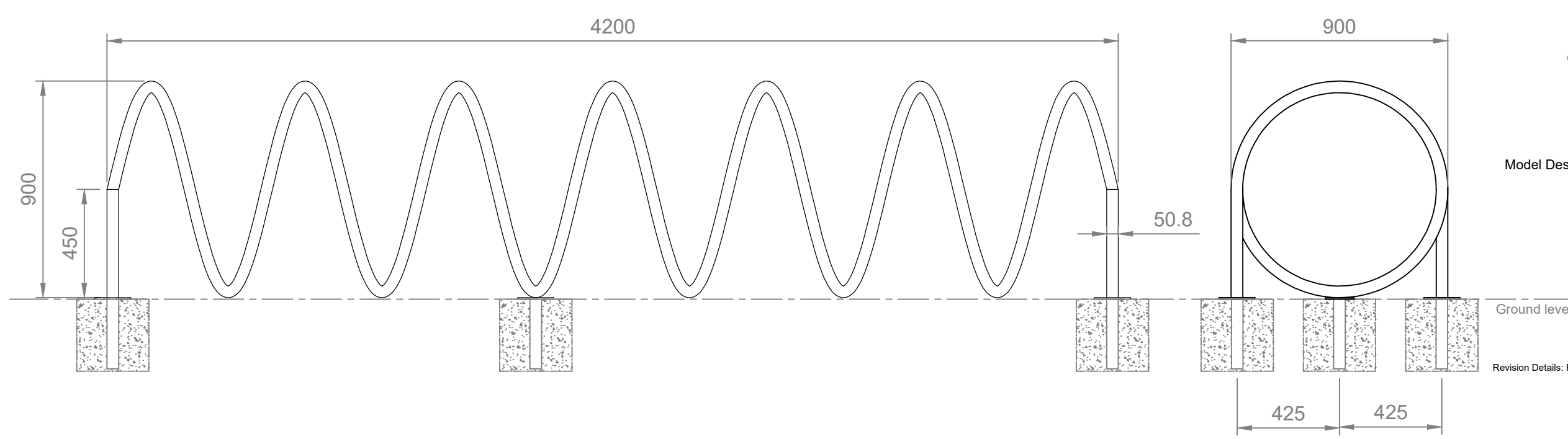
TOLERANCES

X	+/- 1mm
X.X	+/- 0.5mm
X.XX	+/- 0.05mm

INSTALLATION DETAILS (Recommendations only)
Concrete footings, 25mPa:
 - Three 300x300x300mm minimum footing size
 - Bolt to footings with 8x M12x75mm Dynabolts or similar
 or
Concrete core drilling - For extended leg
 - Core drill approximately Ø51mm to 300mm minimum depth
 - Set product into footings and fill with concrete
 or
Concrete slab, 25mPa:
 - One 2500x1000x100mm (minimum) thick slab



Top View



Front View

Right View



Commercial Systems Australia Pty. Ltd.
 42 Orchard Street, Kilsyth South, VIC
 phone: (03) 9723 4111
 fax: (03) 9723 3494
 email: design@commercialsystems.com.au

Model Code: BR7070-7
 Model Description: Corkscrew Bike Rack (4.2m)

Drawing: CS0272

Sheet Number: 1a
 Sheet Description: Product assembly
BASE PLATED

Drawn By: C.Artemiou
 Date Drawn: 22.03.2010

Revision Number: 1
 Revision Details: R1 KS 26.09.16 Changed height to suit actual product

SCALE 1:1

ALL DIMENSIONS IN MILLIMETERS
 UNLESS OTHERWISE STATED
 ALL PARTS CENTRED UNLESS SPECIFIED

TOLERANCES

X	+/- 1mm
X.X	+/- 0.5mm
X.XX	+/- 0.05mm