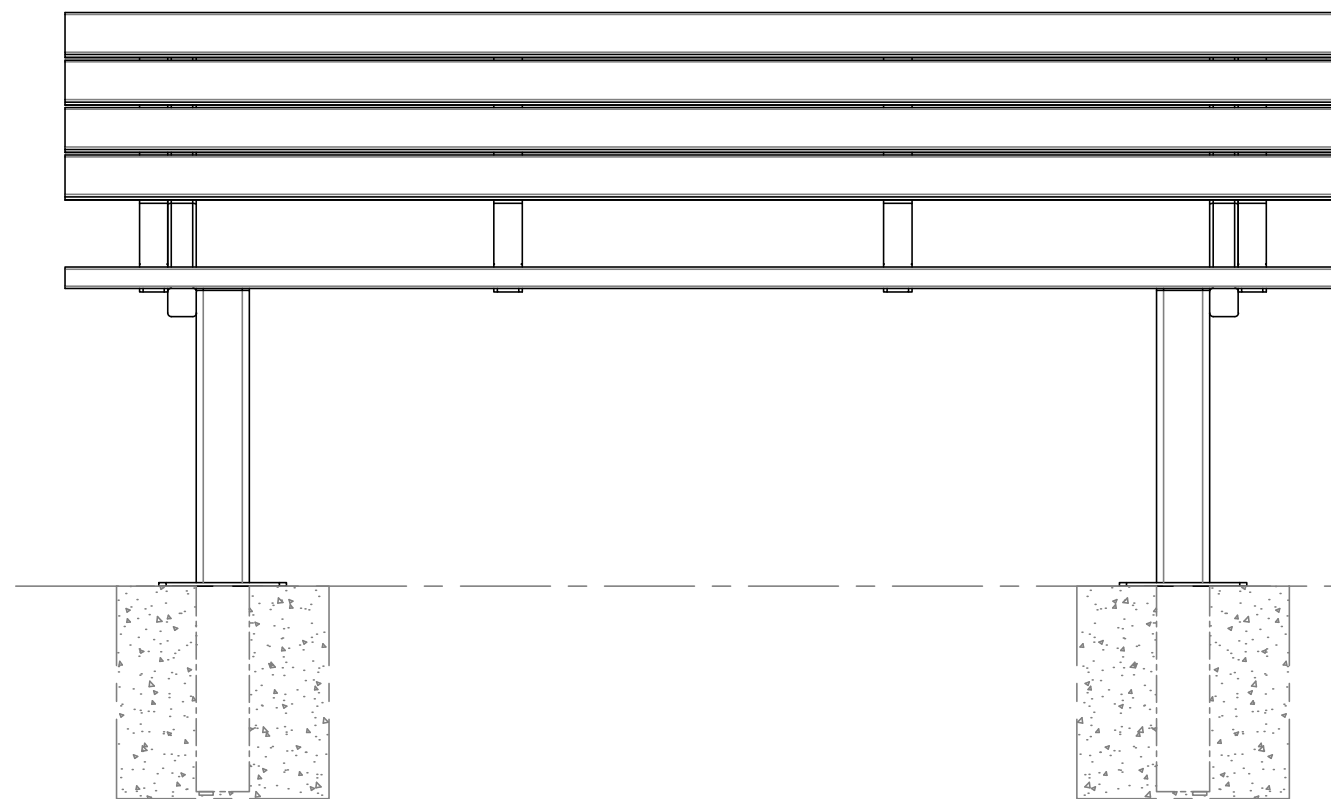
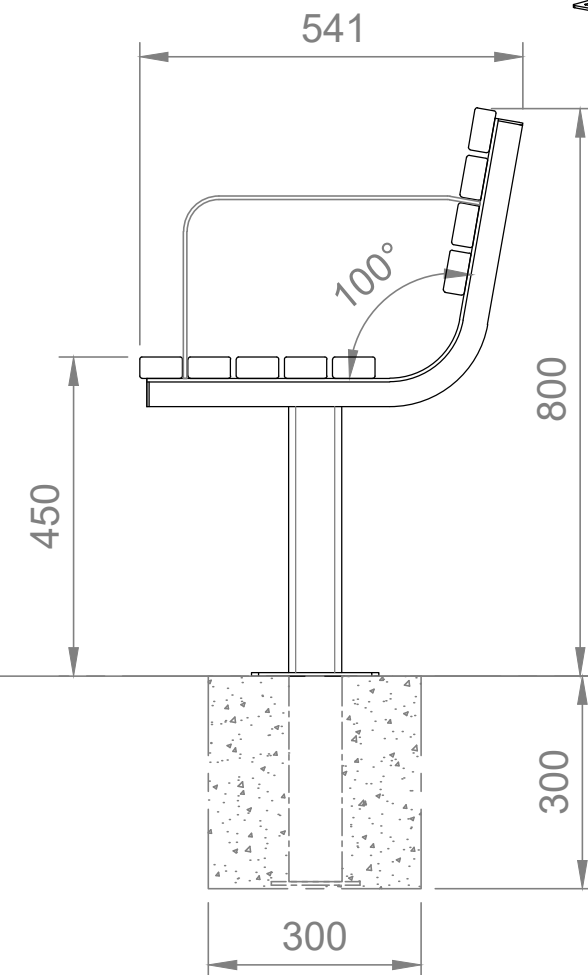


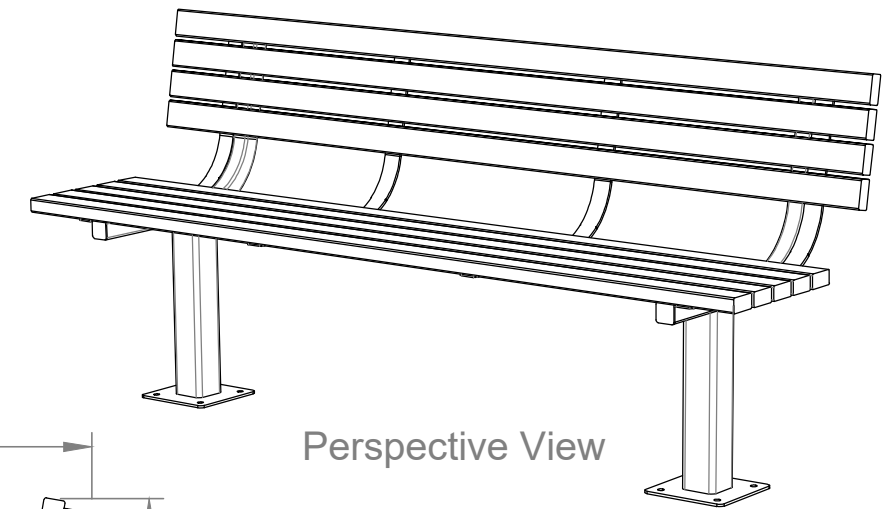
Top View



Front View



End View



Perspective View

**INSTALLATION DETAILS (Recommendations only)**

**Concrete footings, 25mPa:**

- Two 300x300x300mm minimum footing size
- Bolt down to footings with 8x M12x75mm Dynabolts or similar
- For extended leg option, set product(s) into footings

**or**  
**Concrete slab, 25mPa:**

- One 1900x650x100mm (minimum) thick slab recommended



Commercial Systems Australia Pty. Ltd.

42 Orchard St, Kilsyth South, VIC  
phone: (03) 9723 4111  
fax: (03) 9723 3494  
email: design@commercialsystems.com.au

Model Code: TM4042  
Model Description: Yard Seat

**Drawing: CS0232**

Sheet Number: -  
Sheet Description: Installation

Drawn By: C.Artemiou  
Date Drawn: 28.07.2015  
Revision Number: 6

SCALE 1:1

ALL DIMENSIONS IN MILLIMETERS  
UNLESS OTHERWISE STATED  
ALL PARTS CENTRED UNLESS SPECIFIED

TOLERANCES

X	+/- 1mm
X.X	+/- 0.5mm
X.XX	+/- 0.05mm

Ground Level