



Commercial Systems Australia Pty. Ltd.

Porto Modular Bench Set



DIMENSIONS

Length: As per configuration | Width: 450mm | Height: 450mm

MATERIALS

Frame: Mild steel
Battens: Australian Hardwood Timber (Class 1) | Enviroslat Recycled Battens in Walnut

FINISHES

Frame: Powdercoated | Galvanised

Battens: Quantum Gold oil | Enviroslat

Note: Any standard Dulux colour available for powdercoated frames. [Click here for Dulux Powdercoating Chart.](#)

Eternity, Zeus and Intensity ranges incur additional charges

FIXINGS

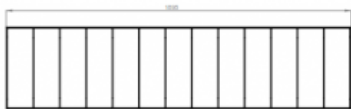
Bolt down fixing | Extended leg

OTHER OPTIONS

This bench design also comes in individual straight or curved benches. View the straight TM4741 Porto bench [here](#) or the curved TM4745 Porto curved bench [here](#).

Please view these models and advise us of your required configuration. To help you with your layout, you can download [our](#) template that will assist you with your design. Use the template by cutting out the designs and sending CSA a scan or photo. Alternatively, contact CSA and we can provide you with the profiles in CAD format.

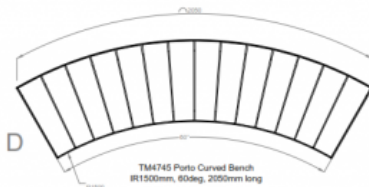
Download: [Modular Template](#)



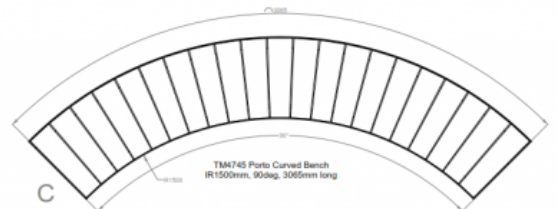
A TM4741 Porto Bench
1895mm Long



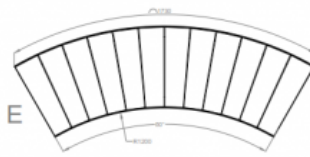
B TM4742 Porto Table
1895mm Long



D TM4745 Porto Curved Bench
R1500mm, 60deg, 2050mm long



C TM4745 Porto Curved Bench
R1500mm, 90deg, 3065mm long



E TM4745 Porto Curved Bench
R1200mm, 60deg, 1730mm long